

MONOPOLI letto AMON

pag. 244/245



LETTO MONOPOLI

RIVESTIMENTO: MAYA NABUCK COL 7304
LAVA CAT P4 LEATHER COLLECTION
ACCESSORI: SET LENZUOLA MASTICE
19741 ME

POLTRONA LIZZANO

RIVESTIMENTO: MAYA NABUCK COL 7304
LAVA CAT P4; MAYA NABUCK COL 7307
PIETRA
CAT P4 LEATHER COLLECTION
METALLO: A04 CARTELLA PRISMA

COMODINI TAVIANO

TOP: MARMO BIANCO DI CARRARA
FINITURA: RAL 9010 OPACO

POUF MORGANITE

RIVESTIMENTO: MAYA NABUCK COL 7318
CHAMPAGNE CAT P4 LEATHER COLLECTION
METALLO: A04 CARTELLA PRISMA

ARMADIO CARPINO

FINITURA: P1012 CARTELLA PRISMA
METALLO: NICHEL OPACO
VETRI: FUME'

LAMPADA D'APPOGGIO ART M159

LAMPADA DA TAVOLO IN CRISTALLO
INTAGLIATO CON DIFFUSORE IN
TESSUTO NERO.
DETTAGLI IN METALLO CON FINITURA
CROMO.

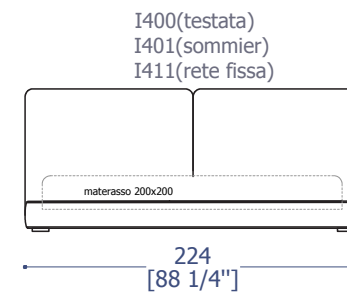
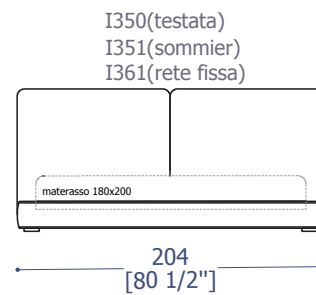
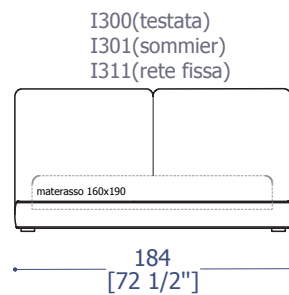
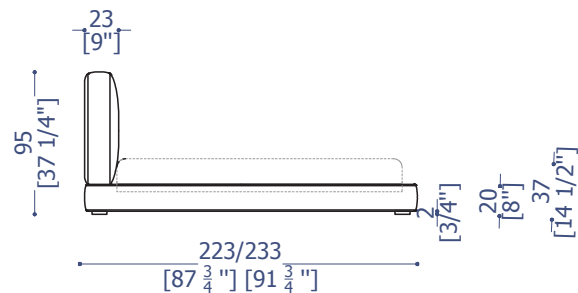
TAPPETO

FINITURA: 100% VISCOSA, METODO
HANDTUFTING

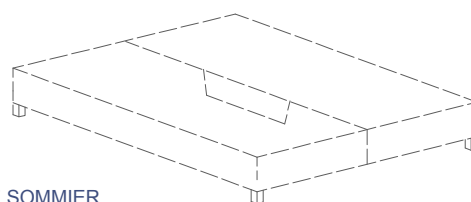
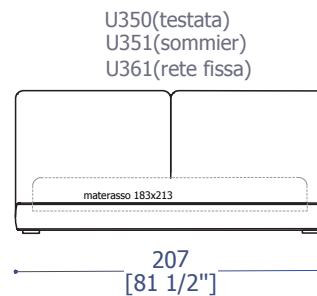
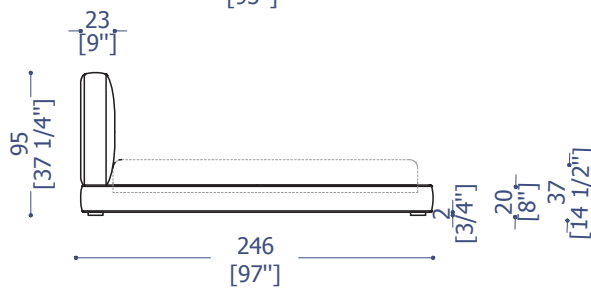
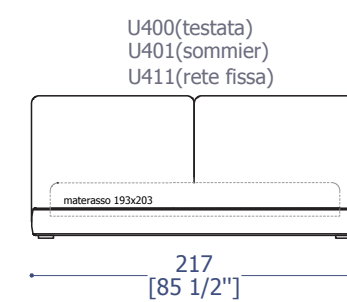
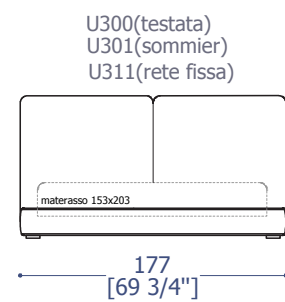
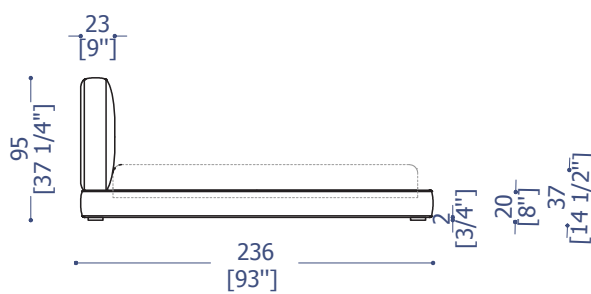
Versioni: matrimoniale, XL e XXL.
Ciascuna versione è disponibile con
base con rete fissa a doghe in legno
o sommier
Materassi consigliati:
160x190 (matrimoniale),
180x200 (XL) e 200x200 (XXL)
Struttura: legno e suoi derivati,
cinghie elastiche incrociate ad alta
resistenza.
Imbottitura: in poliuretano espanso
a quote e qualità differenziate, fibre
poliestere.

*Versions: twin, XL and XXL. Each
version is available fixed base with
wooden lists or sommier.
Recommended mattresses:
160x190 (twin bed), 180x200 (XL)
and 200x200 (XXL).
Structure: in wood and by-products,
high resistant strength woven elastic
belts.
Padding: expanded polyurethane of
differentiated densities and qualities,
polyester texture.*

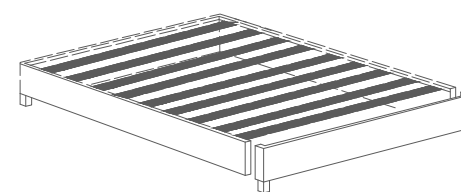
BASE	MATERASSI:
184x223(72 1/2" x 87 3/4")	160 x 190(63" x 74 3/4")
204x233(80 1/4" x 91 3/4")	180 x 200(70 3/4" x 78 3/4")
224x233(88 1/4" x 91 3/4")	200 x 200(78 3/4" x 78 3/4")



BASE	MATERASSI:
177x236(69 3/4" x 93)	153 x 203(60" x 80") (Q)
217x236(85 1/2" x 93)	193 x 203(76" x 80") (K)
207x246(81 1/2" x 97)	183 x 213(72" x 84") (C)



BASE SOMMIER
DIVISA IN DUE PARTI



BASE SMONTABILE CON RETE FISSA